

## Using JointIt, NYSOWA's New Membership Software

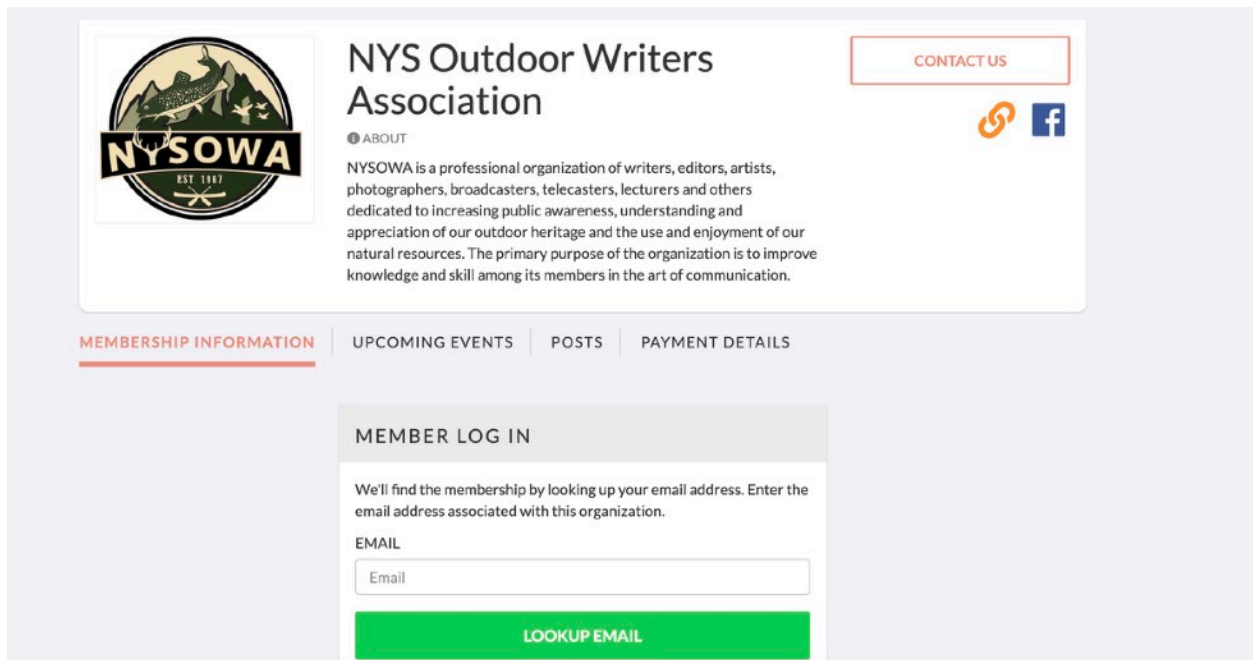
Feb. 2023


We will be using a new platform called JointIt, which will allow you to manage your membership settings and pay dues online. If you like, **you can still use the hard copy form that is available on the members area of our website or in any newsletter, and also pay by check.** But if possible, please use the new software by following the instructions below. If you need assistance, please be aware that we are considering some Zoom workshops where Nate Kennedy or Dan Ladd can help you. Hopefully you will find the instructions helpful and be able to move forward.

Here's the steps:

Click this link: <https://app.joinit.com/o/nysowa/members#>, which will eventually be the Membership Landing Page on our website.

You should see a screen (below) that welcomes you and asks for your email. Enter your email (the one that was used to send you this email) and, then click the green "Look up email" button below your email. This will generate a password setup email to. Got to your email account and follow the instructions in this email, which will help you establish your password and access your Membership Information in JointIt.



 **NYS Outdoor Writers Association** [CONTACT US](#)

[ABOUT](#)

NYSOWA is a professional organization of writers, editors, artists, photographers, broadcasters, telecasters, lecturers and others dedicated to increasing public awareness, understanding and appreciation of our outdoor heritage and the use and enjoyment of our natural resources. The primary purpose of the organization is to improve knowledge and skill among its members in the art of communication.

[MEMBERSHIP INFORMATION](#) | [UPCOMING EVENTS](#) | [POSTS](#) | [PAYMENT DETAILS](#)

**MEMBER LOG IN**

We'll find the membership by looking up your email address. Enter the email address associated with this organization.

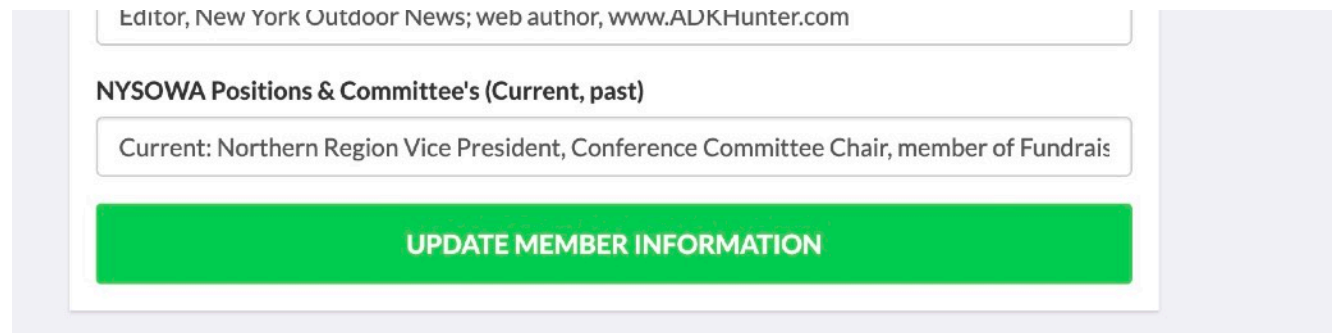
EMAIL

[LOOKUP EMAIL](#)

REMEMBER - When you create this password it will be unique to your personal NYSOWA/JoinIt membership account. **It will NOT be the same universal password that we use for the members area of our website.** Please make note of this.

Once you have created your password, it should take you to a page where you can log into your Membership Information. Enter your email and password and you should gain access to your account and see your settings.

Now, look for a link that says Edit Membership Info at the bottom left of this screen, and click on it. Once you are in your account you can change the settings as you see fit, including information that is on the current hardcopy of membership renewal apps. Please update your address to be on the correct lines (sorry, our bulk import, which put the address on one line). Once you have changed all of your information, click on the green **Update Membership Information button** that looks like this.



The image shows a screenshot of a web form for updating membership information. At the top, there is a text input field containing the text "Editor, New York Outdoor News; web author, www.ADKHunter.com". Below this is a section header "NYSOWA Positions & Committee's (Current, past)". Underneath the header is another text input field containing the text "Current: Northern Region Vice President, Conference Committee Chair, member of Fundrais". At the bottom of the form is a prominent green button with the text "UPDATE MEMBER INFORMATION" in white capital letters.

### **Renewing Membership**

At the bottom of your Membership Info, you should see a Renew Membership option, which is where you can also change some ID settings and pay membership dues.

Thanks again for doing this and for being part of NYSOWA.